

ISIN LU2381585830 | WKN A3D00N

For professional investors only.
This document is promotional material.

INVESTMENT UNIVERSE AND INVESTMENT OBJECTIVE

The MainFirst Megatrends Asia is an equity fund which has an investment focus on themes such as digitalisation, consumption, automation, and decarbonisation. Invested exclusively in Asia, the fund's stock selection is carried out via bottom-up analyses, i.e. on the basis of detailed company analyses. In its strategy, the fund follows a growth approach without regional or sectoral specifications. It favours companies that benefit from long-term structural growth.

Risk indicator¹⁾



SRI (Summary Risk Indicator) scale from 1 (lowest risk) to 7 (highest risk); Risk 1 does not mean a risk-free investment. This indicator may change over time.

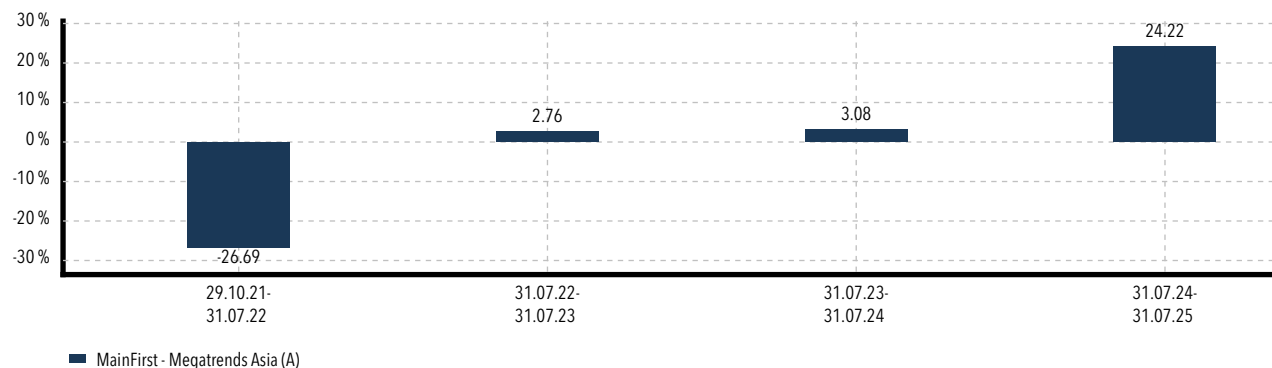
AWARDS²⁾



Signatory of:



ANNUAL PERFORMANCE IN USD (IN %)³⁾⁴⁾



INDEXED PERFORMANCE SINCE INCEPTION IN USD (IN %)⁵⁾³⁾⁴⁾



CUMULATIVE AND ANNUALIZED PERFORMANCE IN USD⁴⁾

	CUMULATIVE PERFORMANCE (IN %)						ANNUALIZED PERFORMANCE (IN %)		
	MTD	YTD	1 Year	3 Years	5 Years	since Inception	3 Years	5 Years	since Inception
MainFirst - Megatrends Asia (A)	-1.09	+17.08	+24.22	+31.58	-	-3.54	+9.57	-	-0.95

Historical performance is not an indicator for current or future performance. The performance data does not take into account the issue and redemption of the commissions and costs charged per unit.

KEY DATA

Management Company	ETHENEA Independent Investors S.A.	NAV (31.07.25)	96.46 USD	Min. initial investment	0.00 USD
Phone	+352 276 921-0	Fund Size (31.07.25)	83.11 million USD	Entry Charge (max)	up to 5.00 %
Email	info@ethenea.com	Inception Date	29 October 2021	Redemption fee	none
Website	www.ethenea.com	Domicile	Luxembourg	Management fee p.a. (effective)	1.50 %
Asset Manager	SPSW Capital GmbH	Currency	USD	Performance Fee (max)	up to 15.00 %
Portfolio Manager	Frank Schwarz	UCITS	Yes	High Watermark	Yes
ISIN	LU2381585830	Utilisation of income	Reinvesting	Ongoing costs ⁶⁾	2.07 %
WKN	A3D00N	Investment region	Asia (Independent from regions and sectors)	Fiscal Year-End	31 December

MAINFIRST - MEGATRENDS ASIA (A)

TOP 10 POSITIONS (31.07.25) ⁽¹⁾⁽²⁾

Name	Country	Sector	Assets
TAIWAN SEMICONDUCTOR MANUFAC	Taiwan	Information Technology	8.56 %
SK HYNIX INC	Korea, Republic of	Information Technology	7.92 %
TRIP.COM GROUP LTD	China	Consumer Discretionary	7.59 %
XIAOMI CORP-CLASS B	China	Information Technology	6.50 %
KUAISHOU TECHNOLOGY	China	Communications	5.02 %
DISCO CORP	Japan	Information Technology	4.63 %
MAKEMYTRIP LTD	India	Consumer Discretionary	4.61 %
SEA LTD-ADR	Singapore	Communications	4.26 %
ANEKA TAMBANG TBK	Indonesia	Materials	4.23 %
MEDIATEK INC	Taiwan	Information Technology	4.14 %

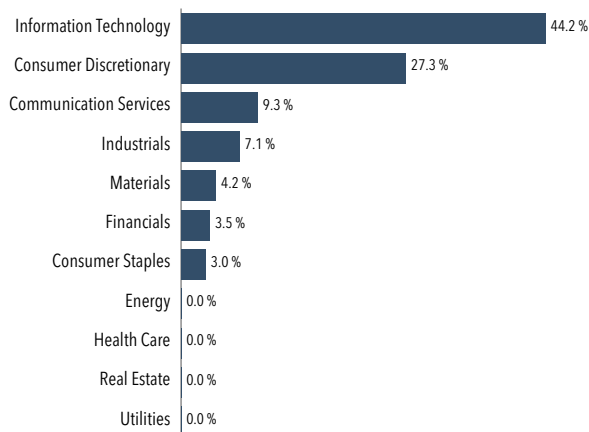
Assets in Top 10 Holdings in %

57.46 %

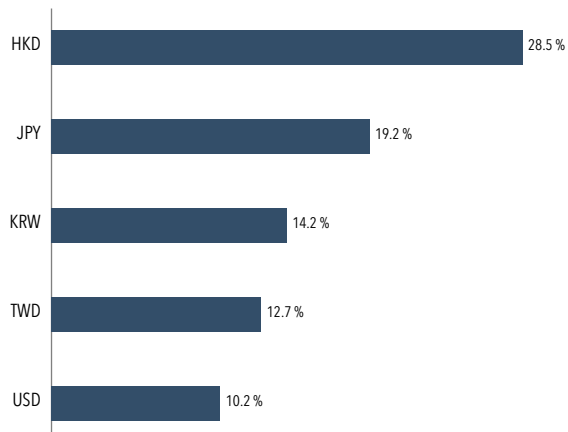
KEY FIGURES (31.07.25) ⁽¹⁾

5 Years	Fund
Active Share	79.52 %
Value at risk	22.16 %
Gross Equity Exposure	98.50 %
Net Equity Exposure	98.50 %
ESG Risk Score	20.58
ESG Risk Score Coverage	96.87 %

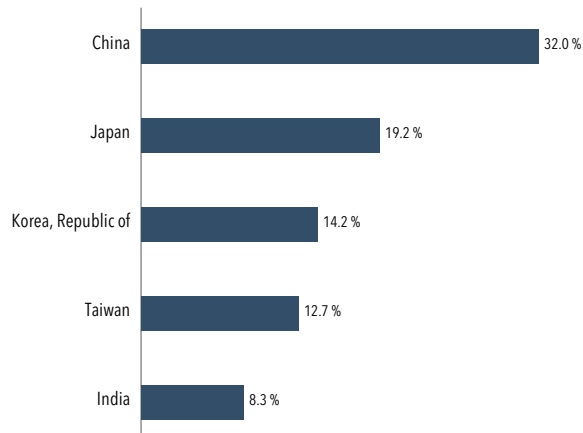
SECTOR ALLOCATION (31.07.25) ⁽¹⁾⁽²⁾



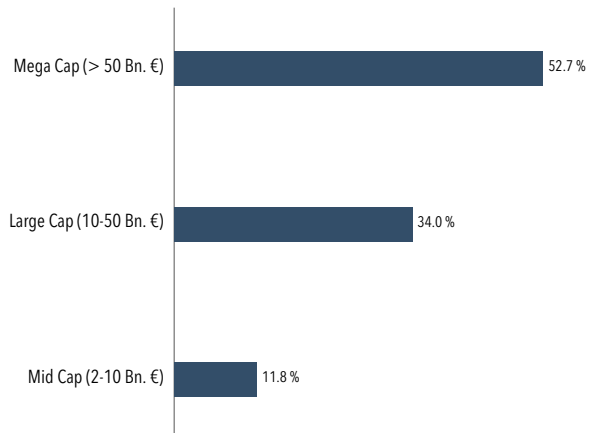
CURRENCY (31.07.25) ⁽¹⁾



COUNTRIES (31.07.25) ⁽¹⁾



MARKET CAPITALISATION (31.07.25) ⁽¹⁾



MAINFIRST - MEGATRENDS ASIA (A)

FOOTNOTES

1) Source: PRIIP-KID. Any investment involves a general risk of loss of capital.

2) FNG label: The FNG label is the quality standard for sustainable investment funds in German-speaking countries. It was launched in 2015 after a three-year development process involving key stakeholders. The associated sustainability certification must be renewed annually.
<https://fng-siegel.org/>

PRI: MainFirst is a signatory to the Principles for Responsible Investment (PRI) supported by the United Nations. The principles were developed by the UNEP Finance Initiative (Geneva) and the UN Global Compact (New York) hand-in-hand with an international expert group of institutional investors.

<https://www.mainfirst.com/en/asset-management/responsible-investment/pri/>

3) The performance is calculated in USD and according to the BVI method, taking into account all costs and fees with the exception of the entry charge.

4) Source: own calculations ETHENEA.

5) Past performance cannot be taken as a guarantee of future performance.

6) The "Ongoing costs" mentioned in this section do not include transaction costs. Detailed information on the costs and their impact on your investment can be found in the key Information document (PRIIPs-KID), the sales prospectus and the latest annual report.

7) Sector Allocation GICS.

DISCLAIMER

This is a marketing communication addressed exclusively to professional and/or eligible counterparties in accordance with the MiFID II Directive (2014/65/EU).

This marketing communication is for information purposes only. It may not be passed on to persons in countries where the fund is not authorized for distribution, in particular in the USA or to US persons.

The information does not constitute an offer or solicitation to buy or sell securities or financial instruments and does not replace investor- and product-related advice. It does not take into account the individual investment objectives, financial situation, or particular needs of the recipient. Before making an investment decision, the valid sales documents (prospectus, key information documents/PRIIPs-KIDs, semi-annual and annual reports) must be read carefully. These documents are available in German and as non-official translations from ETHENEA Independent Investors S.A., the custodian, the national paying or information agents, and at www.ethenea.com. The most important technical terms can be found in the glossary at www.ethenea.com/glossary.

Detailed information on opportunities and risks relating to our products can be found in the currently valid prospectus. Past performance is not a reliable indicator of future performance. Prices, values, and returns may rise or fall and can lead to a total loss of the capital invested. Investments in foreign currencies are subject to additional currency risks. No binding commitments or guarantees for future results can be derived from the information provided. Assumptions and content may change without prior notice. The composition of the portfolio may change at any time. This document does not constitute a complete risk disclosure.

The distribution of the product may result in remuneration to the management company, affiliated companies, or distribution partners. The information on remuneration and costs in the current prospectus is decisive. A list of national paying and information agents, a summary of investor rights, and information on the risks of incorrect net asset value calculation can be found at www.ethenea.com/legal-notice. In the event of an incorrect NAV calculation, compensation will be provided in accordance with CSSF Circular 24/856; for shares subscribed through financial intermediaries, compensation may be limited.

Despite the greatest care, no guarantee is given for the accuracy, completeness, or timeliness of the information. Only the original German documents are legally binding; translations are for information purposes only. The use of digital advertising formats is at your own risk; the management company assumes no liability for technical malfunctions or data protection breaches by external information providers. The use is only permitted in countries where this is legally allowed.

All content is protected by copyright. Any reproduction, distribution, or publication, in whole or in part, is only permitted with the prior written consent of the management company.

Copyright © ETHENEA Independent Investors S.A. (2025). All rights reserved.